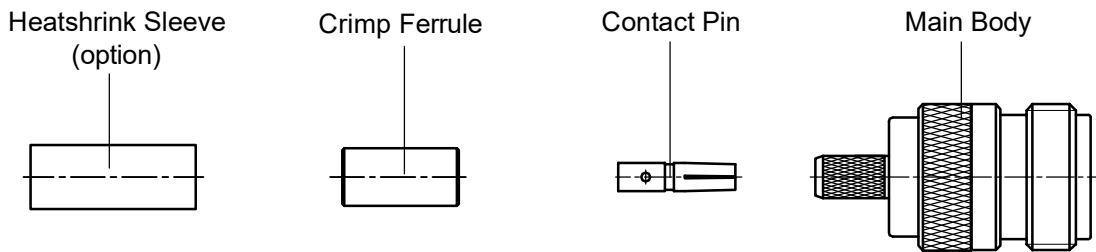


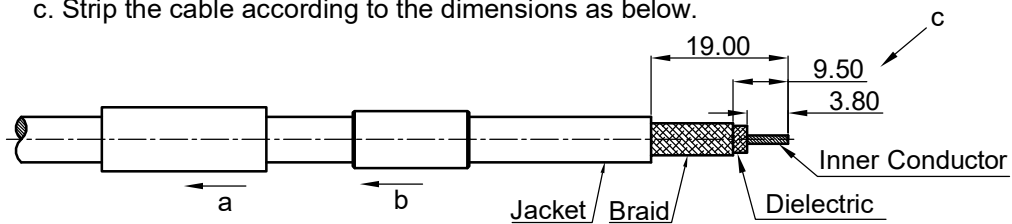
P/N: 50-02-1M21-133 (REV. C)

Description: N Straight Female Crimp for RG142/RG223/RG400 Cable



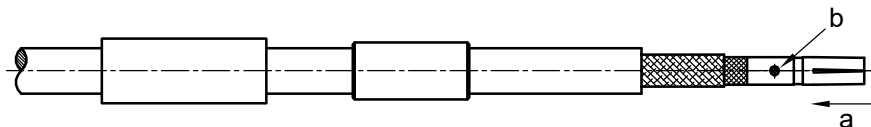
**STEP 1**

- a. Slide the Heatshrink Sleeve onto the cable (option).
- b. Slide the Crimp Ferrule onto the cable.
- c. Strip the cable according to the dimensions as below.



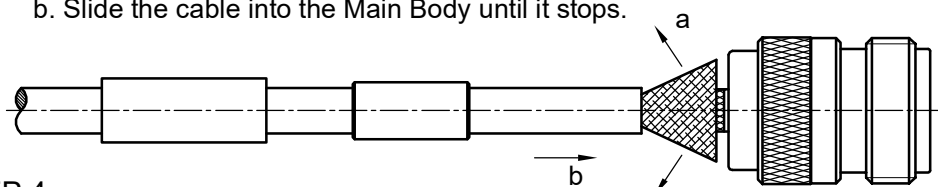
**STEP 2**

- a. Slide the Contact Pin onto the cable's center conductor until it stops.
- b. Solder the Contact Pin onto the cable.



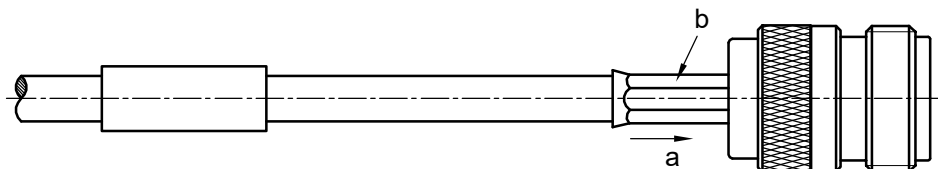
**STEP 3**

- a. Fan the braid.
- b. Slide the cable into the Main Body until it stops.



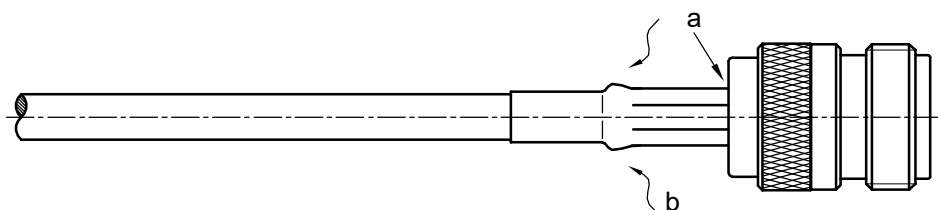
**STEP 4**

- a. Slide the Crimp Ferrule over the braid.
- b. Crimp the Crimp Ferrule with crimping tool (5.54mm HEX.).



**STEP 5**

- a. Cut the excess of braid if necessary.
- b. Slide the Heatshrink Sleeve over the Crimp Ferrule and heatshrink it in place (option).



Note: Dimensions in millimeters (mm).